



May - 2020

# THE CPU



**Official Bulletin of CMIC-IAP**  
Computer & Medical Informatics Chapter  
Email : [cmic.iap@gmail.com](mailto:cmic.iap@gmail.com)

Dear friends,

Greetings from Computer and Medical Informatics Chapter of the IAP!

The world is changing fast and I need not tell the culprit or the agent behind this change. Looks like this invisible power has pressed RESET BUTTON for the world and we are going back. Whether for good or bad, only time will tell. Definitely not good for health and wealth. Even though the doctors are labelled as "Corona Warriors", the life has been difficult for these Corona Warriors. Challenging times for the doctors. Very difficult for the young doctors who have taken huge loans and started the practice. Although the government has legalised tele-consultations, the controversies galore. The public is not prepared to accept this form of tele-consultation on PAYMENT BASIS. However, I feel if done properly tele-consultation will become a part of our practice.

Best time to promote computerisation in office practice!! How long can one escape computerisation of medical practice? The sad fact is majority of doctors still have not computerised the office practice. Our chapter has continuously strived to help the members in getting the office practise computerised. NOW IS THE TIME.

Transport paralysed, industries paralysed, shops closed, businesses closed, construction paralysed, farming paralysed, but one thing that did not stop..... and in fact ran marathon, non-stop. THE INTERNET and TECHNOLOGY. The best time for communication, social media, e-learning. Central IAP has matched the pace and is doing a marathon of Webinars which are being attended by a record number of members and parents and other health professionals. Probably more attendance than any national conference. And that also free and at home.

Meanwhile our chapter led by our Secretary Dr. Samir Shah has immensely contributed to the development of the website of Central IAP as part of the Digital IAP mission. Please do visit [iapindia.org](http://iapindia.org) and see the changed features. The details can be found in this CPU.

Meanwhile our own website [www.cmic-iap.org](http://www.cmic-iap.org) is attracting more hits and I would request all of you to visit the website. Motivate your friends to become members of our chapter. Now our chapter is open to non-paediatricians also, as associate



**Dr. Sanjeev Goel**  
Chairperson, CMIC IAP 19-20

life members. The CMIC members will get special discount on buying the IAP and CMIC subsidised software.

There are very interesting and informative articles in this edition of CPU. You are free to share this bulletin with your medico and non-medico friends.

Wishing you a safe e-life.



**Dr. Samir Shah**  
Secretary, CMIC IAP 19-20

**Editor : Dr. Manoj Ambwani**

Society Registration No. : Gujarat/3194/Vadodara  
Public Trust Registration No. : F/2878/Vadodara

## Index

1. Message from the Chairperson & Secretary .....	01
2. Smartphones- How smart are we ? Is it wrecking your health?	02
3. Undo your 'sent' mail .....	04
4. Tips you must know to utilize Google Play Store to your advantage .....	06
5. 10 Best New Gmail Features for smart work .....	08
6. Basics of Website .....	10
7. Axonweb - Patient App .....	13

# Smartphones- How smart are we ? Is it wrecking your health?

**Dr. Manoj V Ambwani**

Imm. Past Chairperson

CMIC-IAP 2019-20

Consultant Pediatrician, Vadodara

manojambwani@gmail.com



I know you will say – “Yes we know but we are going to use it”

Let me start with something positive. There are no doubts about the utility of the smartphones but it is up to us to use it judiciously.

## Positive side

I was driving home from the clinic and I saw the Banana vendor – he was having a smartphone in his hand and was listening to songs with an in ear headphones – lost in his own world – enjoying and was very blissful in that moment of time.



I was calculating in my mind – if he sells all the bananas from the cart – Rs 30 a kilo – how much will he take home as profit of slogging the whole day – a couple of hundreds!! – how will he feed himself and his family – God bless him – but the smile and enjoyment which was on his face was worth millions.

That day I felt a smartphone is a device which takes away all his sorrows and woes(if any) for the time he is at work(all day) and it serves as an instrument of entertainment and something to enjoy and recreate for his self.

This may be true for thousands of people who have their mobiles as the only source of entertainment and recreation and for all these people it is a boon.

02

## Points to ponder (Negative effects of the smartphone)

- a. Germs : have you ever removed the cover and cleaned your phone properly.

One study found 1 in 6 phones has E. Coli bacteria on it.

- b. Text Neck Syndrome : I know you are adding new Syndromes to your already huge database of Syndromes. Looking down at your phone can strain your neck muscles and cause tightness or spasms. Posture exercises and taking a break frequently can help.

c.



- d. Awkward phone holding positions : have you ever pinched your phone between your shoulder and ear. It is a very unnatural position for the neck and can cause damage. Use a Bluetooth device or put the phone on speaker.

e.



- f. Text and Drive : Talk and Drive : When your brain is processing some other data – it will naturally be unable to give 100% concentration to driving. Studies have shown 4 times more chances of accidents and 20% of all car wrecks because of talking and driving.



- h. Eyes and mobile : Too much of any light after sun goes down can mess up with your sleep. That will lead to hundreds of health issues. Plus the “Blue light” your smartphone emits is really bad. Dry eyes and its consequences (as we do not blink often) – we are so engrossed in the game or video. The small screen is also a strain to the eyes. Think about it!



- j. Radiation : Kya bolna? Cancer ? Kis ko maloom? As doctors we know it. Don't we????
- k. Trigger Thumb : Thumb gets stuck in the bent position because of excessive texting. Kya kya naam rakhe hain?

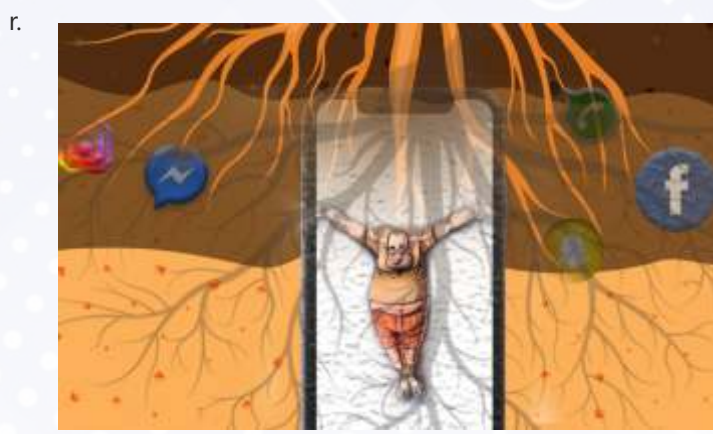


- m. Nomophobia



- o. The term NOMOPHOBIA or NO MOBILE PHONE PHOBIA is used to describe a psychological condition when people have a fear of being detached from mobile phone connectivity. The term NOMOPHOBIA is constructed on definitions described in the DSM-IV, it has been labelled as a “phobia for a particular/specific things”. Various psychological factors are involved when a person overuses the mobile phone, e.g., low self-esteem, extrovert personality.

- p. No WiFi phobia
- q. Low Battery phobia



Phone na hua – dil ki dhadkan ho gaya.  
Phone bandh to hum bhi.....

# Undo your 'sent' mail :

**Dr. Yatin Mehta**  
Advisor  
CMIC - IAP 2019 -20

dryatinmehta@yahoo.com

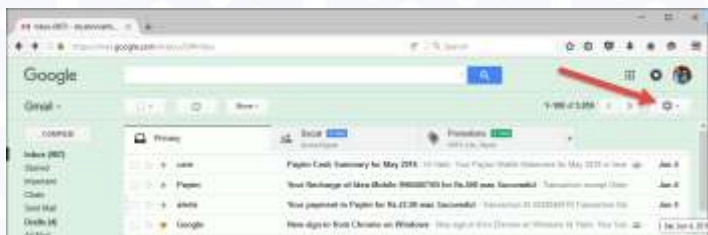


Oops, you've just sent off an angry email to your boss from your Gmail account. Should you start looking for a new job? Not if you've enabled Gmail's Undo Send feature.

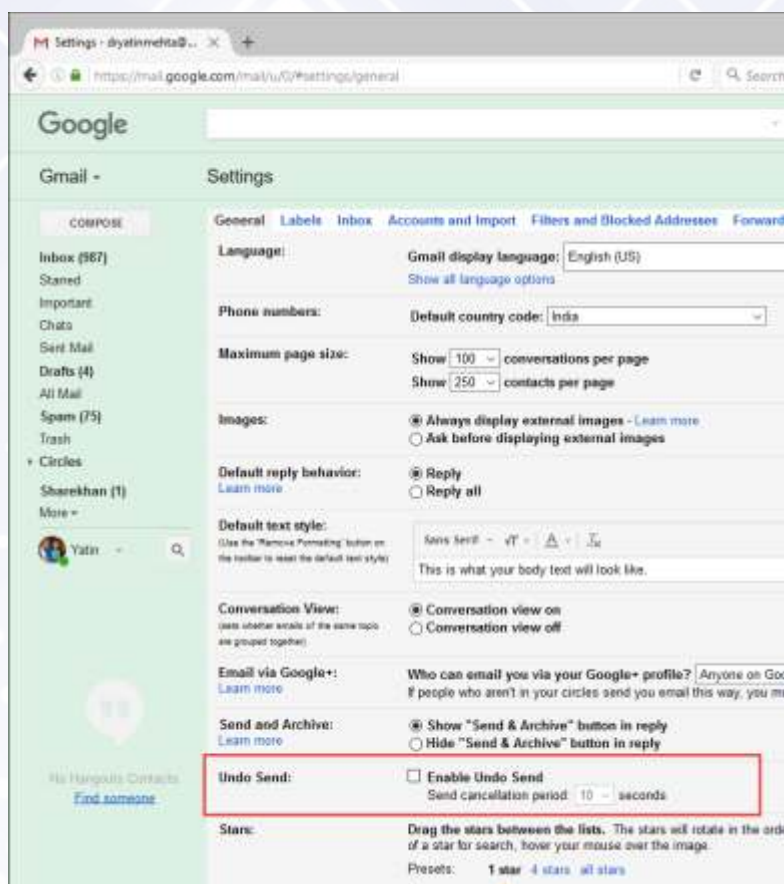
We've all sent emails on the spur of the moment that we've regretted. Certain email programs offer an option to recall or retract an email, but that doesn't necessarily mean the recipient won't still receive it. Gmail's Undo Send feature works differently in that it actually waits to send your email, giving you a certain amount of time to change your mind and prevent it from being sent. But you have to be quick, as Gmail gives you only a specific number of seconds to halt your email.

The Undo Send feature is now an official part of Gmail, no longer relegated to mere beta status in Gmail Labs. In honor of its new status, let's see how the feature works:

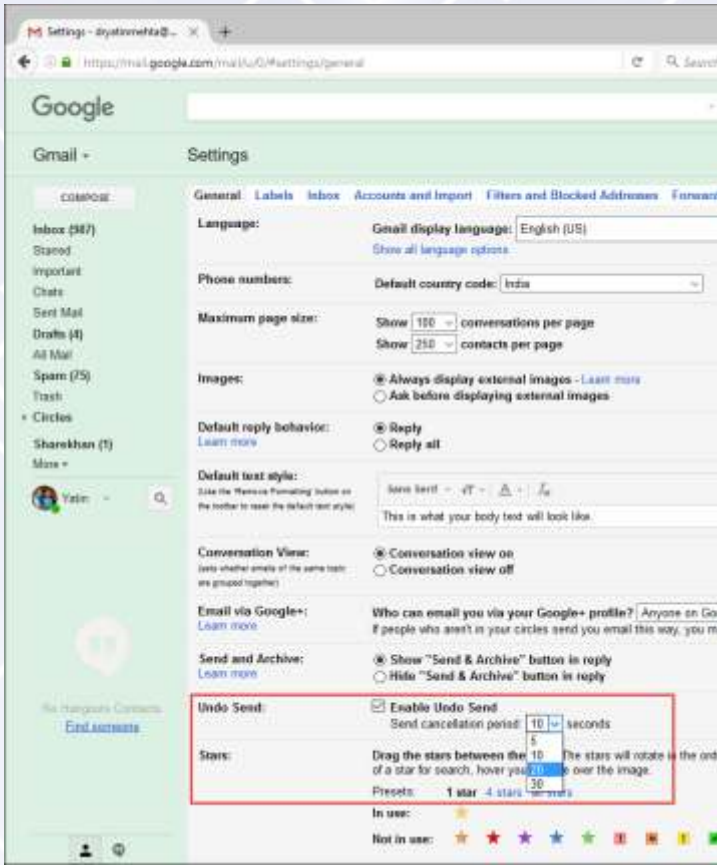
- First, log in to your Gmail account on your computer.
- In the upper right corner of the screen, click the Settings icon (the one that looks like a gear).



- From the Settings menu, choose the option for Settings.
- From the Settings window, make sure the General tab is selected.
- Look for the setting that says Undo Send.



- Click the check box to Enable Undo Send.
- Click the drop-box to set the Send cancellation period, meaning the number of seconds you have to prevent the email from being sent. You can choose 5, 10, 20 or 30 seconds.



- Scroll to the bottom of the Settings screen and click the Save Changes button.
- To test the feature, click the Compose button at the upper left corner of your Gmail account page.
- Compose a message and then click the Send button.
- At the top of the screen, you'll see a message that says: "Your message has been sent. Undo. View Message."
- To prevent the message from being sent, click the Undo link.
- Gmail stops the message from going out and displays it in case you wish to make any changes and then resend it. If not, you can simply close the message, and it's relegated to your Drafts folder where you can keep it or delete it.

The Undo Send feature is a handy way to ensure that the wrong email doesn't get sent to the wrong person. But just to remind you again, this feature is there only in Gmail and not in any other mails.

# Tips you must know to utilize Google Play Store to your advantage:


**Dr. Yatin Mehta**  
Advisor  
CMIC - IAP 2019 -20

[dryatinmehta@yahoo.com](mailto:dryatinmehta@yahoo.com)



For Android users, Google play store is a must visiting app again and again to download a new app or to update an existing app. More so, because Google constantly updates the store to give a better user experience.

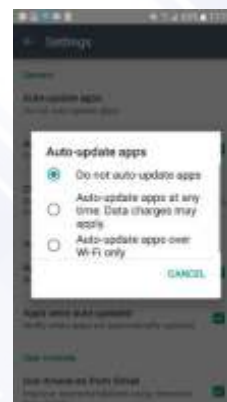
Though we use the Play Store frequently, we may not know all the tricks that are involved in it. Here, I have come up with a list of tips and tricks that we all should know to master the Google Play Store. This way, we will be able to save money, save data, and get a better user experience.



## Control App Updates:

It is quite easy to find the option to update your apps manually or automatically. To control the app updates, you must go to the Settings option and select if you want to auto-update apps. Notably, you can customize the same as per requirement at any time in the future. Also, on the app's page, you can choose whether or not you want the app to get automatic updates. This will be helpful to read the changelog

before you update a particular app as you will get to know the changes that the Update will bring to the table.

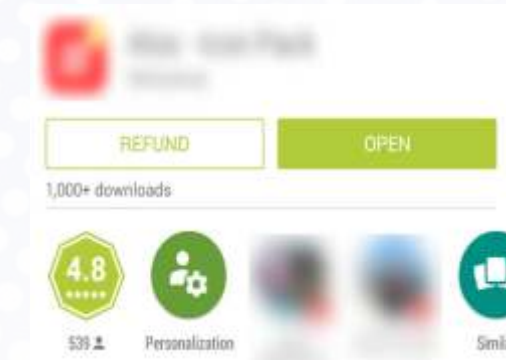


## Use Parental Controls to Avoid Disaster:

You might have heard or experienced paying for huge in-app purchases as your child might have accidentally purchased the add-ons. There is a way to prevent the same from the Settings of Google Play Store. Under Settings, there is an option known as User Controls. In this option, there is Parental Controls. Turn it off to let the Play Store restrict games as per the rating. By enabling this, you need to provide a password to make every purchase letting you save money.

## Getting Refunds is Possible:

Getting a refund is one of the useful features on the Google Play Store. This way, you can get a refund on an app that you



don't like. Though many people do not pay for apps and software, it is a great feature that can be used. To get a refund, you need to go to the Play Store within 2 hours of download and find the app and hit the green button stating Refund.

#### **Watch out for the freebies:**

Google loves to give away free content to its users. This way, you can install a paid app or get in-app purchases without any paying a penny as these might be available for free.



#### **Do you want Downloaded Apps on your Home Screen?**

By default, the apps that you download will be positioned in a free spot on the home screen. But, in case, you do not want the same to happen, you can customize the same. Go to Settings in the Google Play Store

and de-select the option that says Add icon to the Home screen. This way, the apps that you download will be listed in the app drawer and your home screen will not be cluttered.

#### **Pre-register for Upcoming Titles:**

Did you know that you can pre-register for the upcoming titles on the Play Store? Well, this is possible with the PC and console games. Google has introduced this option for the Android users letting them pre-register for the apps. It will send you a push alert whenever the app is available for download be it a paid or a free one.

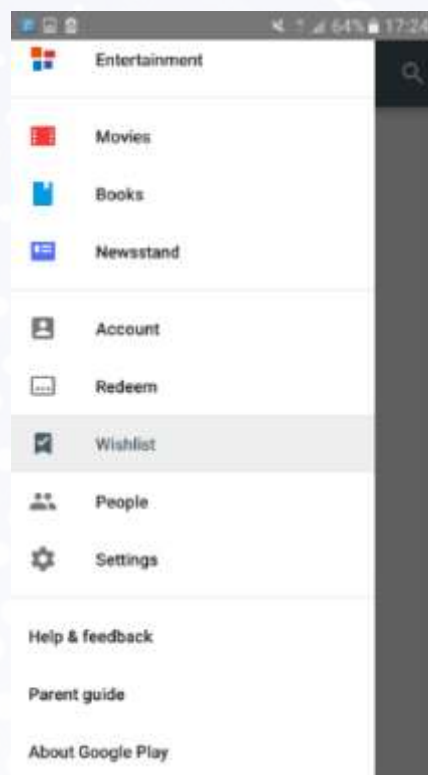
#### **User Ratings Give Better Suggestions:**

When did you last give a star rating to the apps that you downloaded? Well, you may think that it is unnecessary to rate an app. But, the rating will contribute to the community of Android users and help the other users find new content.



#### **Create a Wish list:**

It is quite easy to take a look at the applications listed for download on the Play Store. But, creating a wish list of the apps is very useful. This way, you can add your favorite app to the wish list and return to the Play Store to download the same later whenever you want to. You can do this by clicking on the bookmark icon on the app's page.



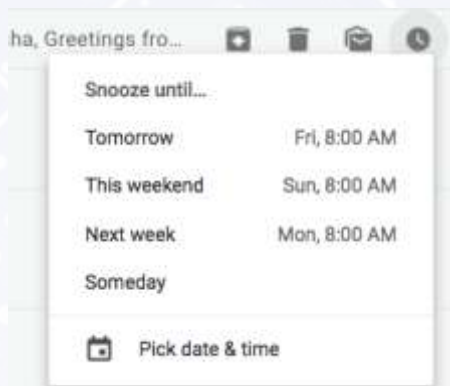
# 10 Best New Gmail Features for smart work

Complied by  
**Dr. Rashmin R Cecil**  
IAP Drug Formulary



## (1) Snooze Mails:

- You can now snooze your emails in Google's „Inbox“ and make them disappear for the time being.
- Just select the Snooze option (that looks like a clock) and have them redelivered to you at a suitable date or time when you can reply to it.
- This feature will save you from the regret of not replying to an important mail.



## (2) Smart Reply:

- Anyone who has used the Gmail app for mobile must be familiar with the Smart Reply.
- For the uninitiated, this new Gmail feature suggests you quick answers that you can send back just by clicking on them, saving the unnecessary keystrokes when all you need to do is confirm a meeting time or acknowledge a mail.



## (3) Sidebar with multiple apps:

- The new Gmail update brings a brand new sidebar on the right-hand side where you can tap on the tiny icons to pull up your Google Calendar, add important notes in Keep, assign Tasks or access another Gmail add-ons that you have installed.
- If you can not find this slide bar, then click on right hand lower side show side panel option, same way you can hide that option also.

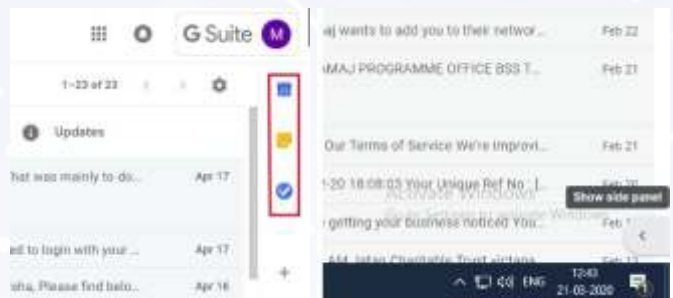


Figure (1)

Figure (2)

## (4) Google Tasks:

- The most notable addition to the new Gmail features is Google Tasks.
- Now you will be able to drag emails to the Tasks section to set new to-do list based on the email.
- It lets you create multiple lists which can be rearranged by date or manually. Other features include assigning subtasks, dates and additional notes to the tasks.





### (5) Clickable attachments:

- Gmail's new feature will save your time by displaying the attachments inline so that you can open them without opening the mail.
- It's a great feature if you know that the only useful thing in the email is the attachment.
- Be it a Microsoft Word document, PDF or photos, all of them appears beneath the email subject in your inbox.

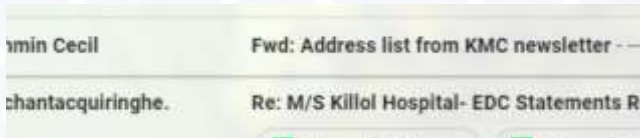


### (6) Unsubscribing unwanted emails:

- All of us receive unwanted newsletters that you didn't sign up for, which can be quite annoying.
- Thankfully, the new Assistive Unsubscribe tool can learn which emails you check regularly and which ones you ignore.
- Based on your interaction, this new Gmail feature will recommend unsubscribing such emails with a quick option on your display for the same.

### (7) Inline buttons:

- Four inline action buttons (Archive, delete, mark read/unread and snooze it) now pop up on the messages that allow you to take quick actions for individual mail with a single click.
- These buttons are quite helpful in handling separate emails. Earlier, if you wanted to delete a single message from inbox, you would have to check a box next to the mail and then click again on the delete button.
- The new inline delete button lets you delete on a single click.



### (8) Risk warnings:

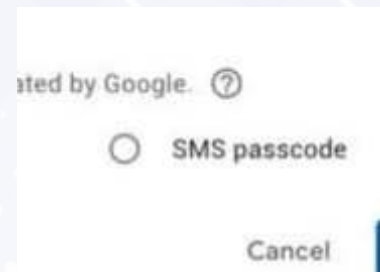
- Google has not only redesigned the look but also revamped its security by adding an ability to detect potentially harmful emails with new security features. Gmail web now displays a risk warning text – "This message seems dangerous" and offer a „Delete Now" button.



- It will prevent users from clicking malicious links in messages and phishing activities.

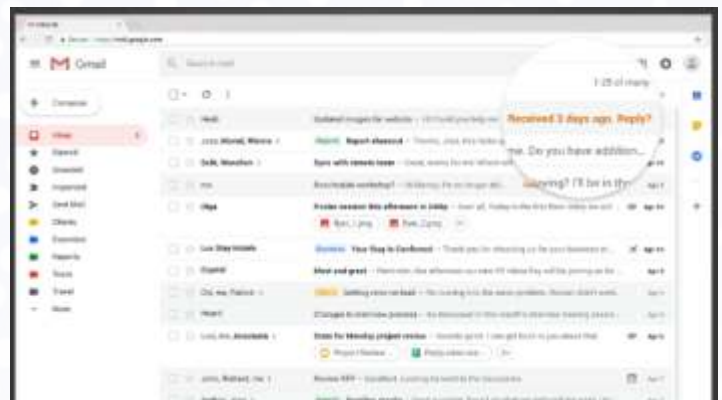
### (9) Confidential mode:

- The confidential mode is probably the best new Gmail feature which will allow you to send self-destructing emails.
- You can pick an expiration date after which the email and its attachments will no longer be available.
- In addition to that, you can revoke a sent mail after which it won't be readable by the recipient.
- Messages sent in the confidential mode cannot be forwarded, copied or downloaded by the recipient. In case you are sending any sensitive information, There is an option to include a password that the recipient will need to enter to open the message.



### (10) Nudging:

- We often forget to reply to emails or think that we did, when we actually didn't. The new Gmail update will offer a solution to your forgetfulness through Nudge feature.
- It reminds you to follow up and respond to messages that haven't been replied to.
- All the incoming and outgoing messages will remind you to take action on it after a set amount of time has lapsed.



# Basics of Website

Compiled by

**Dr. Samir Shah**

Secretary

CMIC IAP 19-20

**Mast. Devansh Samir Shah,**

Vadodara



## Introduction

This is the era of e-marketing. Marketing is one of the ways to reach the likely customers. In this digital world most of the business houses have their own websites. Only creating website is not enough as there are thousands of websites already exist. For websites to help in business they should reach to netizens. One of the most popular ways to reach the netizens is through search engines. Only creating and hosting the website is not sufficient but it should be search engine optimized. Once the website appears on the first page of the search engine result page then it will be automatically visited by most of the users (its human tendency).

## What is a website?

Website is group of pages (also called webpages) which is displayed to give a specific information to us.

## Why Is a Basic Understanding Important?

- You don't need to know how to code but to know your website is a crucial component of your business and marketing strategies.
- By understanding a few things, you can more clearly express your needs.
- You may believe you can simply tell a designer what you to want, it happens. Sometimes, that is the case, but when things aren't going so smoothly, it can help to understand why.
- Technology keeps marching – as it changes, it helps to know why developers might need to change your site to keep it current.
- Businesses and web developers are always rethinking their design and making changes to keep up with Google updates, trending designs, and more.

## Classification

### There are different ways to classify

- As per the use – Portal, News, Informational, Business,

Blog, Wiki, Online Social Network, Educational, Entertainment, Advocacy, Web Application, Content Aggregator, Personal

- As per the speed – Slow, Medium, Fast
- As per type – Static & Dynamic
- As per writing language – HTML, Word press, PHP.....

## What a User- friendly website needs?

- **Responsive Design:** A design technique which is emerging is responsive web design. Mobile internet access has increased tremendously since last many years. There is need for web design that can change depending on the device accessing the website.  
Website structure should be adjustable and should give good resolution even when used on cell phones or tablets. This type of web designing is called responsive design. Responsive sites are more popular as easily available to the users through the cell phones. Due to the adaptability of responsive web design there is no need to create separate websites for cell phones.
- **Texts:** A web page should have good and informative text on it. From user point of view web page should not be loaded with text, keywords can be highlighted, should provide easy navigation, hyperlinks, title tags, anchor text etc.
- **Anchor text** is the tools to name the links with some attractive and short label. Usually all the links have a URL address attached to it which one may not want to read and click, using anchor text these links can be given a short and informative name which describes the link, thus making it user friendly as user will be interested in clicking anchor text rather than URL text.
- **Text to code ratio** is the ratio of front-end text appearing on the web page to the html code behind the page. Advantage of good text to code ratio is it increases the

loading speed of page as code is small. Users are happy with the speed and also it is considered by search engines in ranking the webpage. More plain text provides search engines easy way to crawl and index the website.

- **Multimedia:** It is all about pictures, animations, sound files, video's etc. on a web page. When multimedia is used on the web page concerns are: accessibility to wide range of web site visitors, down load time, appropriate player to play, slow connections etc. Multimedia plays an important role in delivering the information in easy way and also provides easy access to physically challenge.
- **Accessibility:** Accessibility deals with user as well as search engine interface. It is tool to provide platform to the netizens to easily move around the website and interact with it.
- **Page weight attribute:** Approximate page weight is taken which consists of text, animation, graphics, images etc. on the web page. If the weight is high it will take time to download. Users will not wait for the web page to download for minutes. Even if the website is good it is not easily accessible by the users especially for slow connections.
- **Compression attribute:** It gives the percentage of compression supported by website server. Most of web browsers and web servers support http compression. Having compression enabled websites will automatically reduce the size of text downloads (including HTML, CSS and JavaScript) by 50-90% which will be beneficial to users and will also have potential saving in bandwidth costs at the server-side.
- **Download Time:** Users are happy with the websites where web pages download quickly. So a User-friendly website has well labeled links and multimedia, user friendly design which should be attractive and content rich so that users will spend more time consuming the contents on the web site. This will automatically make the website popular and is an achievement from business point of view.
- **Search Engine Optimization (SEO)** is the technique which can help the websites by increasing number of visitors to it, increasing browsing time of each visitor and high- ranking placement in the search result of search engines. This ranking by search engine is based on what is highly relevant to user search keywords.

### Website Languages

These phrases refer to the languages, web developers use to write code and create an appealing design. There is a variety

of coding languages developers choose from, and most use the language they are most comfortable with. Their preference is formed over time based on their experience using different languages.

- **Most Commonly Used languages include**

1. HTML (Hyper Text Mark Up Language), 2. CSS (Cascading Style Sheets), 3. JAVA, 4. JAVASCRIPT, 5. PYTHON, 6. SQL (Structured Query Language), 7. PHP – (Personal Home Page), 8. .NET, 9. ANGULAR

- **Why Do Some Languages Work Better Than Others?**

No one language is inherently better than another, they just perform better with different tasks. There are some key factors that web developers consider when they are deciding what language or coding method to use while working on a project. Here are some of those factors: Expressiveness, Reliability & Performance. These are important factors for developers to consider when they are working on a business website. They must take into consideration the amount of traffic your site will receive and what types of activities users will be doing while they visit your website.

### What is Secure Sockets Layer (SSL)?

Secure Sockets Layer (SSL) is a standard security technology for establishing an encrypted link between a server and a client—typically a web server (website) and a browser, or a mail server and a mail client (e.g., Outlook) and establish trust. SSL allows sensitive information such as credit card numbers, social security numbers, and login credentials to be transmitted securely. Normally, data sent between browsers and web servers is sent in plain text—leaving you vulnerable to eavesdropping. If an attacker is able to intercept all data being sent between a browser and a web server, they can see and use that information. More specifically, SSL is a security protocol. To assure visitors their connection is secure, browsers provide special visual cues that we call EV indicators -- anything from a green padlock to branded URL bar.

## Static v/s Dynamic Websites

### STATIC WEBSITES

- ✓ Web pages exist as individual files .htm, .html
- ✓ Pages are called static because text, photos, and other content will not change unless the actual web page file itself is edited
- ✓ Pages are associated with each other by a menu of links or "navigation menu"
- ✓ Changes to the main navigation menu will require an edit to every web page that contains this menu.
- ✓ Static Web Page Files are published by physical transfer from the development PC to a Web Hosting Computer
- ✓ Web development software can automate navigation menu maintenance, but pages will still need to be re-published for changes to take effect.

#### Static websites are a better choice when you:

- ✓ are limited in budget and are starting with a core web presence
- ✓ are dealing with 20 pages or less
- ✓ are planning to add new pages occasionally
- ✓ are assigning maintenance to a provider or have skilled staff and proper software
- ✓ need of portable, physical web page files

### DYNAMIC WEBSITES

- ✓ Pages are dynamic in that they can draw ever changing content from external information sources. .jsp, .cfm, .pl, .php, .asp, .aspx
- ✓ Pages can provide create, retrieve, update, and delete functions for company records.
- ✓ Pages are capable of providing interactivity such as: Forms to request information or submit sales leads Internal searches within your site
- ✓ Registration and login, personal profile maintenance, and authenticated / secure access to protected or premium content, Dynamic product catalogs and online sales (ecommerce)
- ✓ Information that is already maintained within company I.T. systems such as databases, spreadsheets, and text files can be leveraged as web content.
- ✓ Access can be granted to allow customers to maintain their own information.
- ✓ Pages may not require republishing
- ✓ No software installation is necessary, just a web browser.

#### Dynamic websites are a better choice when you:

- ✓ Need custom programming to accommodate your unique business needs.
- ✓ Need pages that must pull information from sources external to the website proper.
- ✓ Need to be able to easily add and edit web pages (content) from within a browser.
- ✓ Need web pages that will display and update records from your information systems.
- ✓ Need to give one or more staff members access to edit the site.

Need convenient access to setup common interactive features such as article publishing, event calendaring, blogs, secure login, ecommerce, and others.

### Web Content Management System (WCMS)

A web content management (WCM) system is a CMS designed to simplify the publication of web content to web sites, in particular allowing content creators to submit content without requiring technical knowledge of html or the uploading of files.

### Conclusion

Most business owners don't need to understand the nuts and bolts of web design, but it can help to know the basics before beginning a conversation about changing your web design or implanting a new one. So know the basics, and let your designer take it from there.....

### References

- <https://www.spinxdigital.com>
- <https://www.allquared.com/PDF/All-Squared-LVAC-Web-Design.pdf>
- <https://www.digicert.com/ssl/>

# Axonweb - Patient App

## Doctor's own personalised Mobile Application for Patients


In this era of the Healthcare industry, mobile app development has a good space to deliver its functionalities to the world. In the healthcare sector, mobile apps are playing a crucial role for a decade now. Doctors, hospitals, patients, and even pharmaceutical companies are taking advantage of this development and providing optimum solutions. With the advancement in the healthcare industry, mobile applications have become necessary for people around the globe.

Technology has a great impact on the healthcare and medical industry. Healthcare app development has proven to be a great help to doctors, patients, fitness experts, hospital management staff and many more.

AXON Software developed a mobile application called "AXONWEB" for patients. It is Doctor's own personalised mobile App for their patients. In this pandemic situation doctor can stay connected with their patients 24 x 7 through this APP. Sharing news, important information, health tips, precautions against current diseases, availability of the

doctors, medical advice/instructions etc. become easy from App without spending on SMS. Doctor can share e-prescription (Rx) remotely and collect their consulting fees from various payment options available in this App. It is mobile friendly application and easy for doctors to manage on daily basis and also easy for patients to download and start using from taking Appointment to paying for consulting. It is more convenient for doctor and patients to get maximum benefits from App remotely. AXON Software can easily synchronise with this App so parallel appointment booking and sharing Rx, Vaccine record become comfortably done for Axon Software users. It also comes with 3 months startup pack where doctor can use App and take advantages of its usages. Once they feel comfortable and useful they can purchase the App. It is completely free for patients.

Let us give Digital Patient Care remotely to our patients by saying Stay Home Stay Safe to all our patients.



## AXONWEB



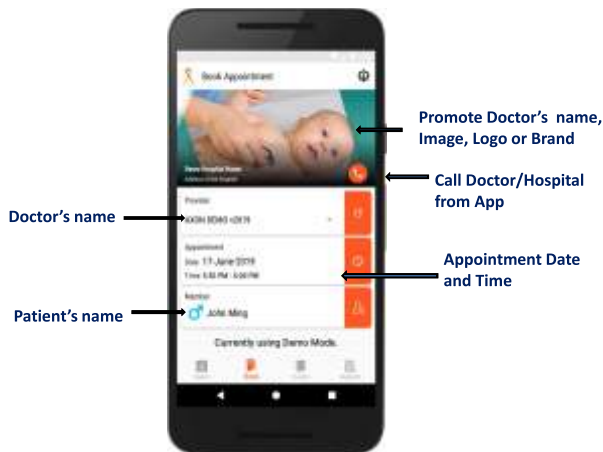
WELCOME PAGE

LOGIN PAGE

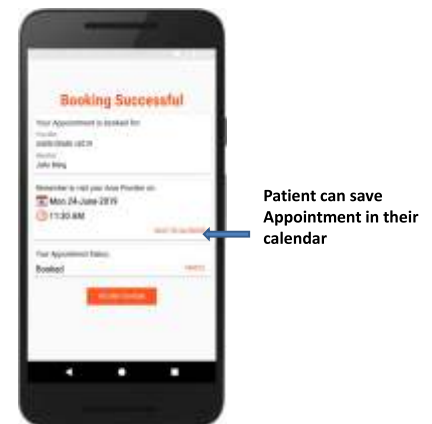
## SELECT FROM REGISTERED PATIENT OR ADD NEW PATIENT



## APP DASHBOARD



## CONFIRMATION OF THE BOOKING



## MULTIPLE TIMESLOT AVAILABLE FOR APPOINTMENT BOOKING

- Choose convenient date and time
- Options to see the latest availability of appointment with different timeslot



## NOTICE BOARD/ NEWS FEED FOR PATIENTS

- GET LATEST INFORMATION OR ADVICE FROM DOCTOR
- UPDATES ON WORKING HOURS DURING HOLIDAYS/FESTIVAL
- UPDATES ON CURRENT DISEASE AND PRECAUTION/SOLUTION
- IMPORTANT HEALTH TIPS
- LATEST MEDICAL NEWS/ARTICLES



## Detail Useful Information for Patient

- Detail of Useful News



## LIST OF BOOKED APPOINTMENT

- Booked Appointment
- Cancelled Appointment



## Patient Gets Rx in App

- Rx available in 2 to 10 minutes



## CHANGE PROVIDER / DOCTOR

Add new provider by scanning code or writing code manually



Change provider from saved provider's list

## Patient gets Vaccine Report Card in App



## DOCOTR'S LOG IN

Mobile friendly Portal



## Doctor's Portal

View your Patient appointments



## Payment options/confirmation for Patient

### UPI Payment Options



### Payment Confirmation



## Update News/Feed from Doctor's Portal

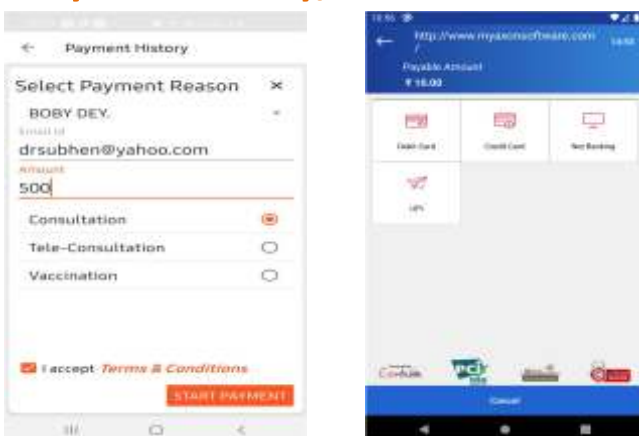
Mobile friendly change in News page & order of updates



## How this APP work ?

- AXONWEB is synchronized with your AXON Desktop Software
- An additional synchronization tool provided by AXON to upload required information in APP. Our support team will do this.
- Only required data like Patient, Appointment, Last Rx and Vaccine chart will be Exported.
- Less than 5 min your patient will get e-prescription
- This will be your own APP and we will provide you your Dedicated APP Link.

## Payment History/mode for Patient



## AXONWEB PATIENT APP

View on Google Play Store:  
<http://bit.ly/2RDly4d>



Contact us to Get your APP Today  
support@dot2dot.co.in  
97141 46210



## TEAM CMIC 2019-20



**Chairperson**  
Dr. Sanjeev Goel



**Secretary**  
Dr. Samir Shah



**Treasurer**  
Dr. Vishal Dedania



**Imm. Past Chairperson**  
Dr. Manoj Ambwani



**Editor In Chief IAP  
Drug Formulary**  
Dr Jeelson Unni



**Advisor**  
Dr. C P Bansal



**Advisor**  
Dr. Satish Pandya



**Advisor**  
Dr. Yatin Mehta



**Advisor**  
Dr. Jagdish Chinnappa

## EXECUTIVE COMMITTEE MEMBERS



**North Zone**  
Dr. Geeta Bansal



**West Zone**  
Dr. Rashmin Cecil



**East Zone**  
Dr. Subhendu Dey



**Central Zone**  
Dr. Kewal Arora



**South Zone**  
Dr. Malleesh Gowda